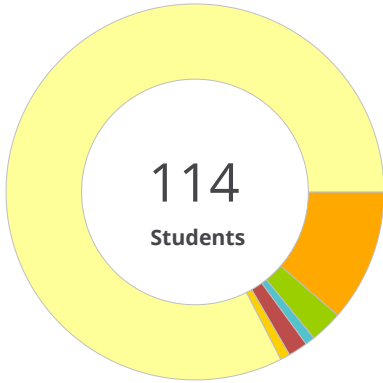


SCHOOL ENROLLMENT



Race/Ethnicity

American Indian/Alaska Native	11.4%	Economically Disadvantaged	29.8%
Asian	2.6%	English Learners	0.0%
Black/African American	0.9%	Foster Care	0.0%
Hispanic/Latino	1.8%	Homeless	0.0%
Native Hawaiian/Pacific Islander	0.9%	Migrant	0.0%
Two or More Races	0.0%	Military Connected	0.0%
White/Caucasian	82.5%	Students with Disabilities	9.7%

Additional Services

Teachers

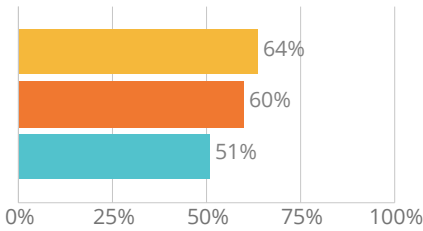
11.03

Administrators

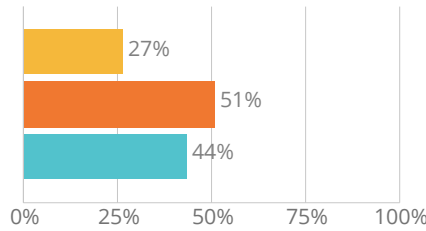
0.34

STUDENT PERFORMANCE

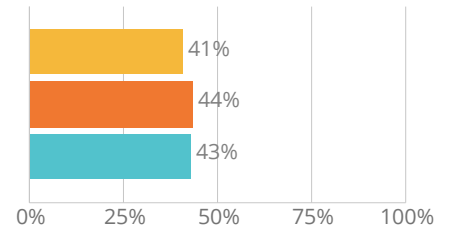
English Language Arts



Mathematics

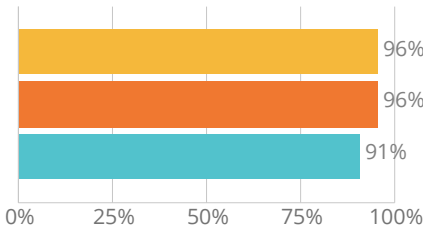


Science

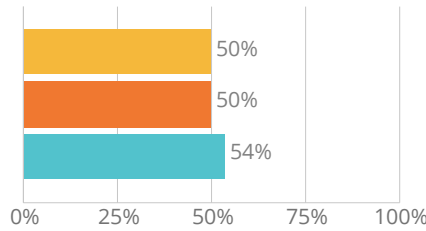


School District State

HIGH SCHOOL COMPLETION

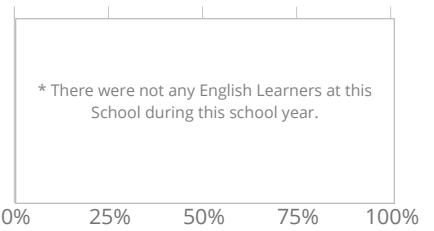


COLLEGE AND CAREER READINESS

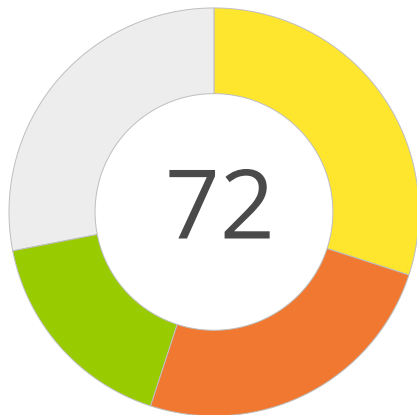


School District State

ENGLISH LEARNERS ON TRACK



OVERALL SCORE



Student Performance 69%



High School Completion 88%



College and Career Readiness 60%



English Language Learner Progress

No English Learners at this school.

Overall Score 72%



Chronic Absenteeism Rate

19%